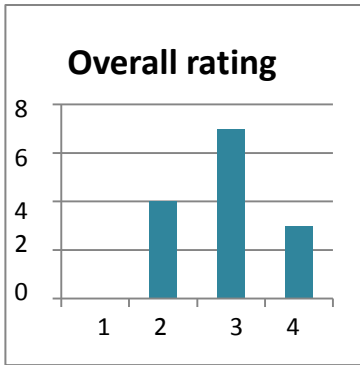


Summary of Survey of new housing estates

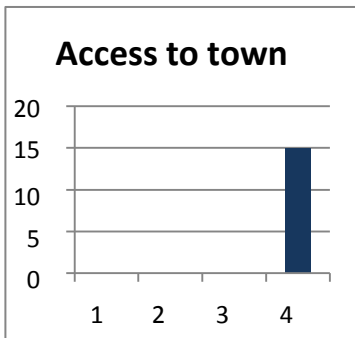


Mean = 3.0

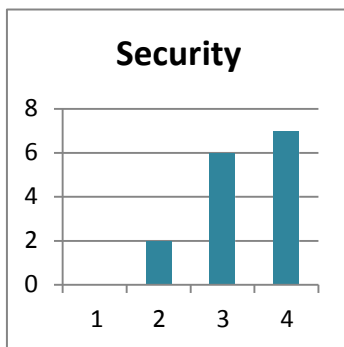
In response to the question:

How would you rate your home for the following?
(where 1 = poor and 4 = good)

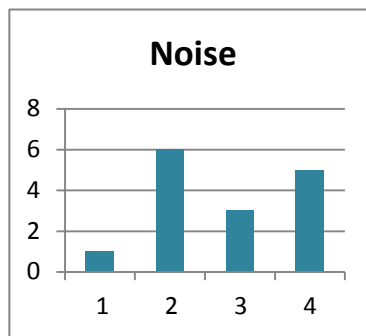
The results are shown below:



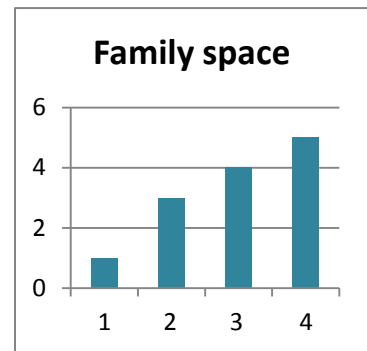
Mean = 4.0



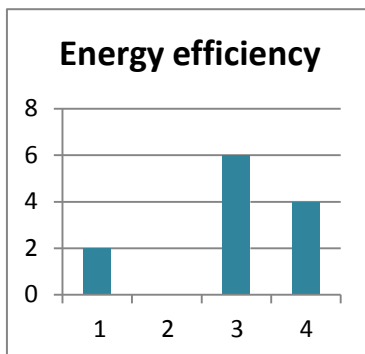
Mean=3.3



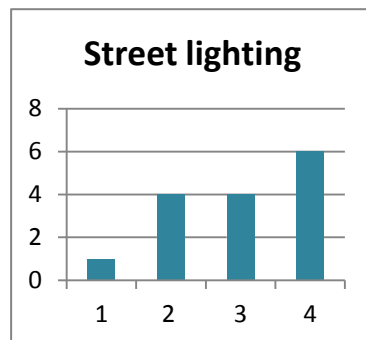
Mean=2.8



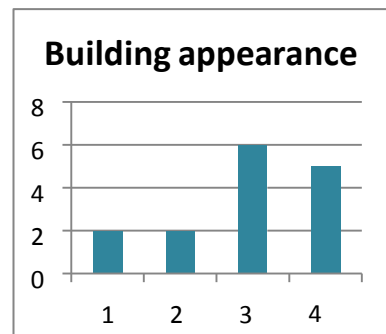
Mean=3.0



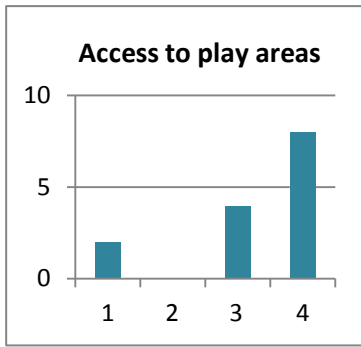
Mean=3.0



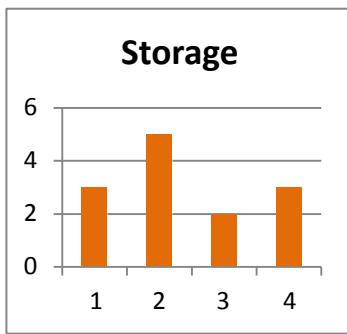
Mean=3.0



Mean=3.0



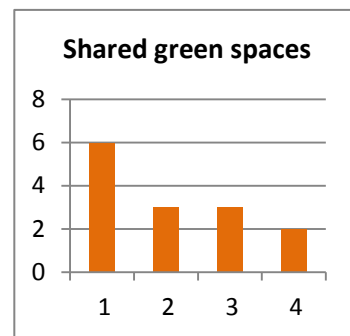
Mean=3.3



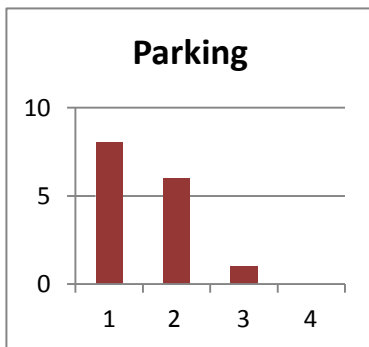
Mean=2.4



Mean=2.5



Mean=2.1



Mean=1.5

15 / 500 replies – 3% return rate

Summary of comments:

No.	Comment
GOOD	
4	Near town centre
4	Good space within house
2	Landscaping is good
2	Close to external green spaces and walks
1	Good street lighting
1	Appearance of building good
1	Good energy efficiency, good insulation
1	Good security e.g. secure front door
1	Allotted parking
1	Good mix of people
POOR	
13	Problems with parking e.g. not enough, parking in wrong places, visitor parking, parking rules difficult to enforce, etc
4	No communal green/play area
3	Lack of space, e.g. narrow roads, buildings too close together
2	Lack of pavements makes walking difficult esp. in winter
2	Noise insulation poor – external and with neighbours
2	Small kitchen, lack of space for utilities e.g washer-drier, dishwasher, fridge, etc
2	Poor security and privacy
1	Need for more affordable shops e.g. Iceland, Primark
1	Landscaping results in lack of light in downstairs apartments
1	Lack of entrance hall into house
1	Traffic dirt
1	Appearance of flats unattractive
1	Small gardens
1	House could be 'greener' e.g combi boilers, solar panels
1	Do not mix social and private housing e.g. more dirt, rubbish, poor parking
1	Poor energy efficiency
1	Anti-social behaviour
1	Lack of community